

# **CALYPSO**

## **WATCHES**

**IKMX7-1**

MANUAL DE INSTRUCCIONES

INSTRUCTION MANUAL

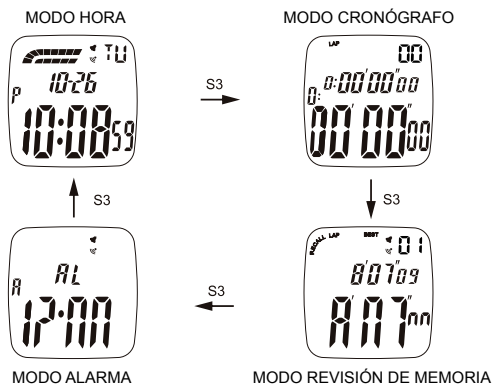
MANUEL D'INSTRUCTION

BETRIEBSANLEITUNG

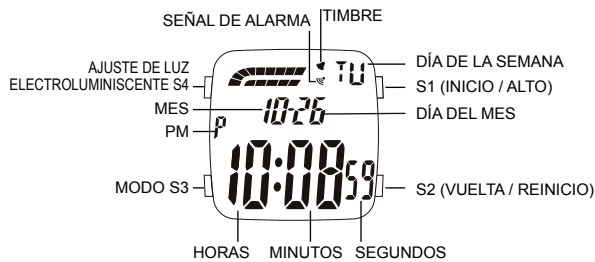
MANUALE DI FUNZIONAMENTO

MANUAL DE INSTRUÇÕES

**DIAGRAMA DE TRANSICIÓN CRONÓGRAFO**



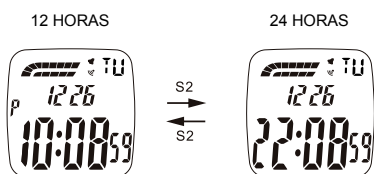
**PANTALLA NORMAL Y BOTONES**



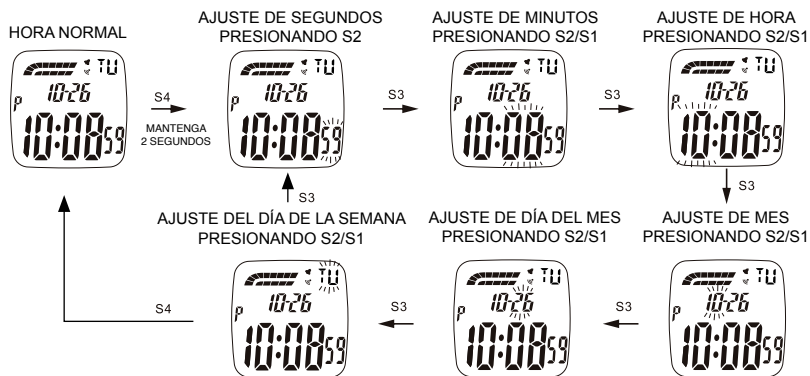
- CUANDO SE SUELTA EL BOTÓN S4, LA LUZ ELECTROLUMINISCENTE SE ENCIENDE DURANTE TRES SEGUNDOS.
- PARA REINICIAR, PULSE SIMULTÁNEAMENTE S1, S2, S3 Y S4 DURANTE MÁS DE DOS SEGUNDOS

**AJUSTE DE HORA Y CALENDARIO**

**MODO DE HORA**

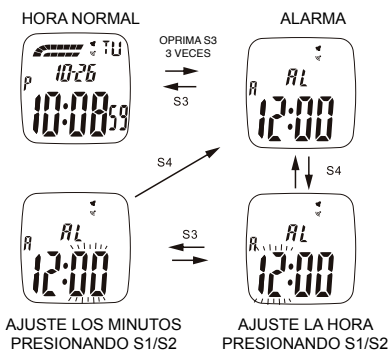


**MODO DE AJUSTE DE HORA**

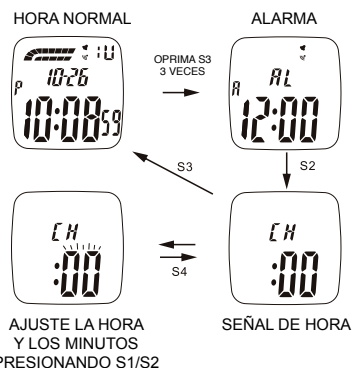


**MODO ALARMA**

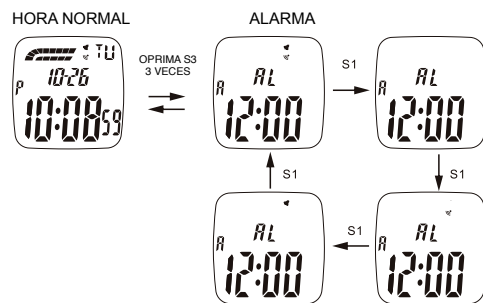
**ALARMA**



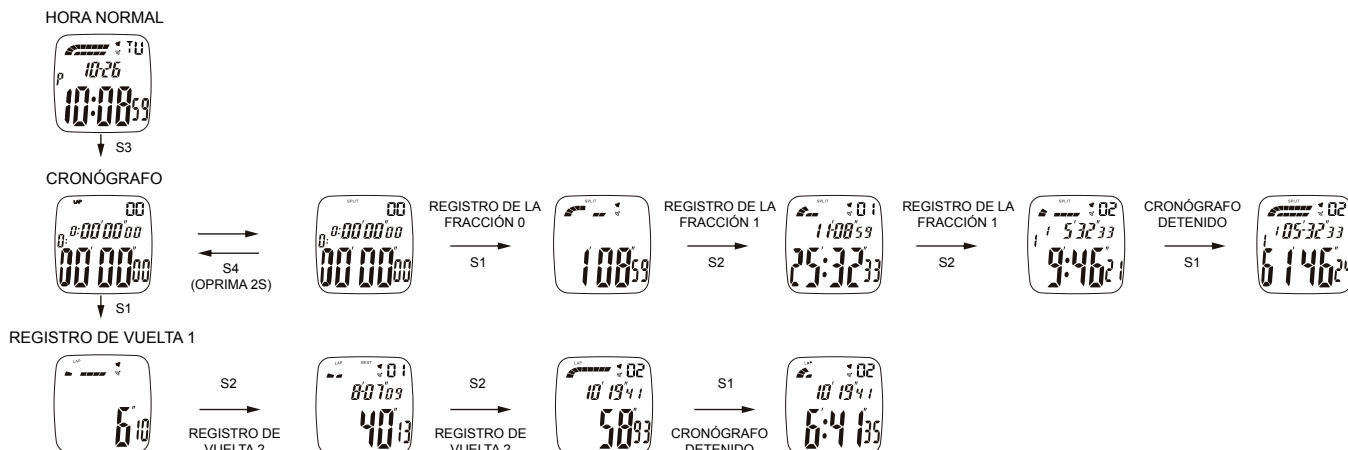
**SEÑAL DE TIMBRE**



**ENCENDIDO/APAGADO DEL TIMBRE**

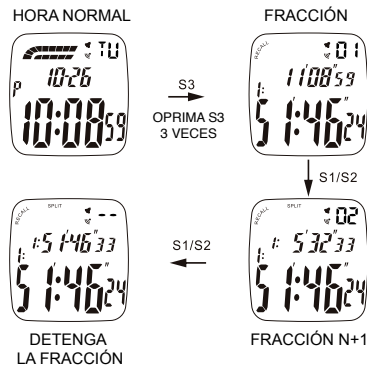


**MODO CRONÓGRAFO**

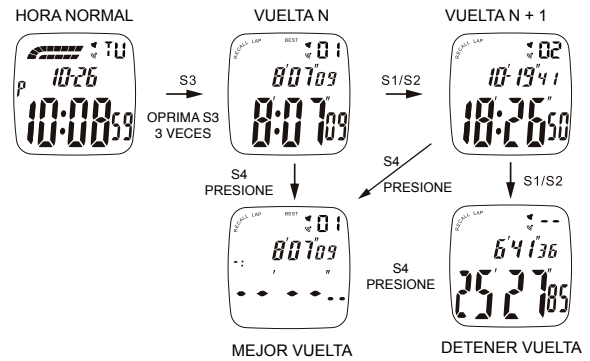


**MODO DE REVISIÓN DE MEMORIA**

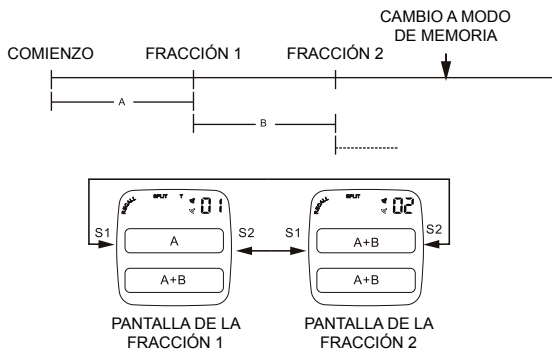
**MODO DE PANTALLA DE REVISIÓN DE FRACCIONES**



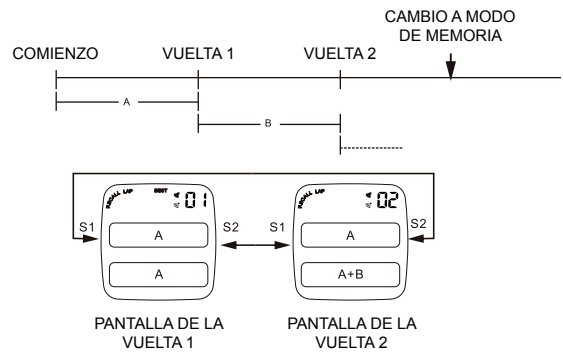
**MODO DE PANTALLA DE REVISIÓN DE VUELTAS**



**PANTALLA DE REVISIÓN DE MEMORIA DE FRACCIONES**



**PANTALLA DE REVISIÓN DE MEMORIA DE VUELTAS**



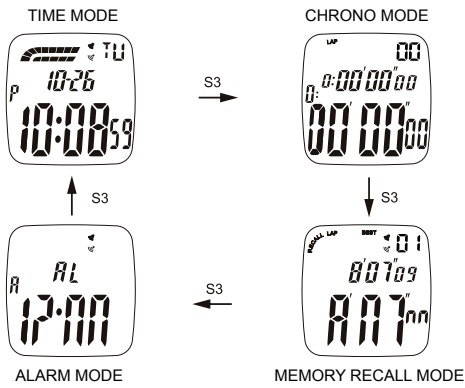
**CUIDADO DE SU RELOJ**

1. Este reloj contiene electrónicos. NO intente abrir la caja o remover la tapa posterior.
2. No comprimir los botones de su reloj bajo la superficie del agua, nadando o practicando submarinismo.
3. Si por cualquier motivo llegase a aparecer agua o condensación en el reloj hágalo chequear inmediatamente. El agua puede corroer los componentes electrónicos dentro de la caja.
4. Evite impactos severos. El reloj está diseñado para resistir impactos bajo condiciones normales de uso. Se sugiere no someterlo a impactos severos, al uso inadecuado o caídas bruscas sobre superficies duras.
5. Evite exponer el reloj a temperaturas extremas
6. Limpie su reloj únicamente con agua y un paño suave. Evite el uso de productos químicos especialmente de jabón.
7. Mantenga su reloj lejos de cualquier campo eléctrico o estático.

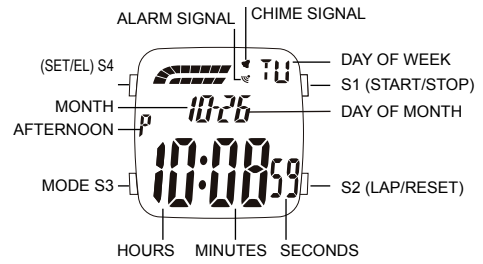


En aplicación de la normativa sobre los desechos de equipos eléctricos y electrónicos, los productos de relojería de cuarzo que se encuentran al final de su vida útil deben ser sometidos a una recogida selectiva en vistas a su posterior tratamiento. También puede depositar nuestros productos de relojería de cuarzo en uno de nuestros puntos de venta autorizados, así como en cualquier punto de recogida habilitado. La recogida selectiva, el tratamiento, la valoración y el reciclaje contribuyen a la salvaguarda de nuestro medio ambiente y a la protección de nuestra salud.

**MODE TRANSITION DIAGRAM**



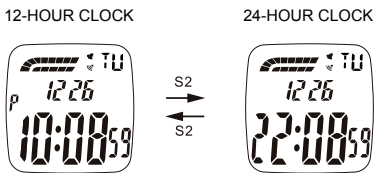
**REGULAR DISPLAY AND BUTTON OPERATION**



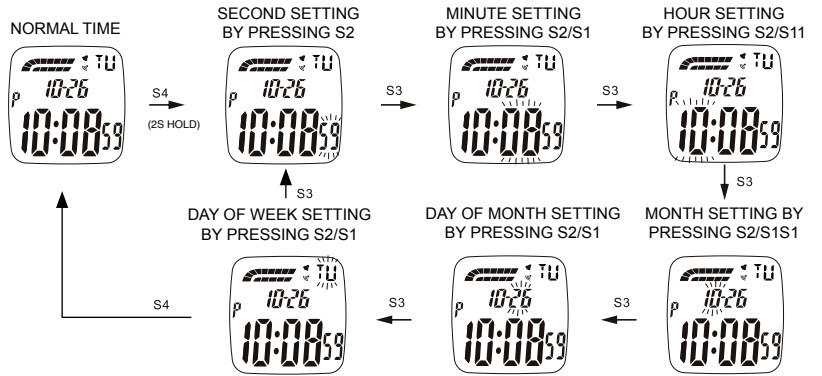
- EL IS TURN-ON FOR THREE SECONDS WHEN S4 BUTTON IS DEPRESSED
- SIMULTANEOUSLY PRESSING S1 S2 S3 S4 FOR AT LEAST TWO SECONDS PERFORM A RESET

**HOW TO SET NORMAL TIME/CALENDAR**

**TIME MODE**

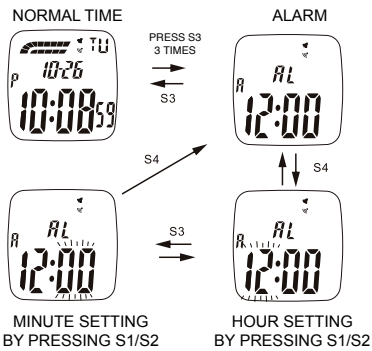


**TIME SETTING MODE**

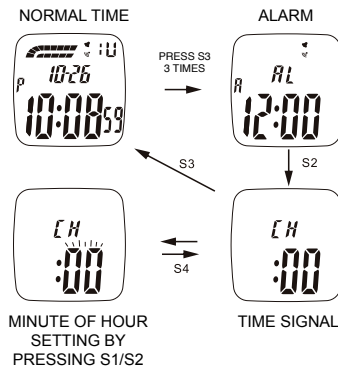


**ALARM MODE**

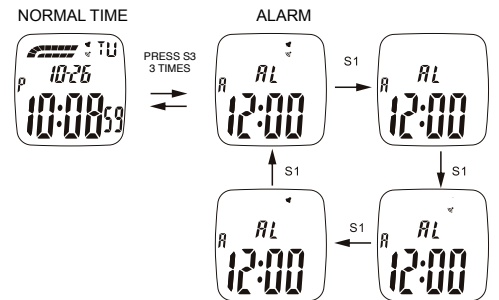
**ALARM**




**TIME SIGNAL CHIME**



**ALARM & CHIME ON/OFF**

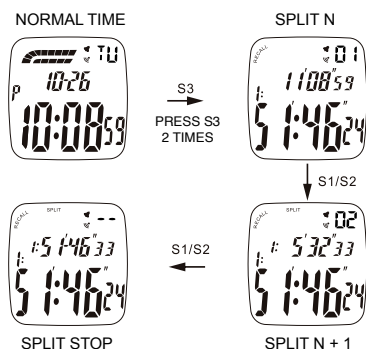


**CHRONO MODE**

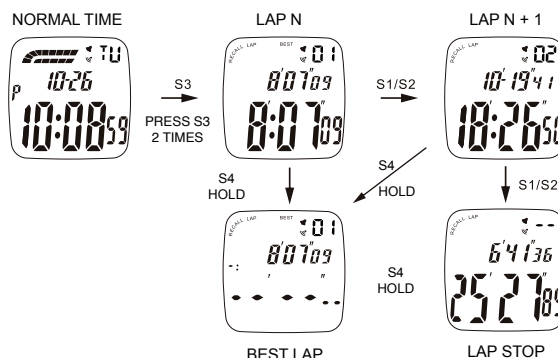


**MEMORY RECALL MODE**

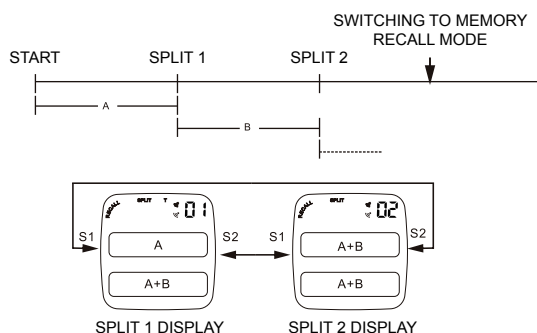
**SPLIT MODE DISPLAY**



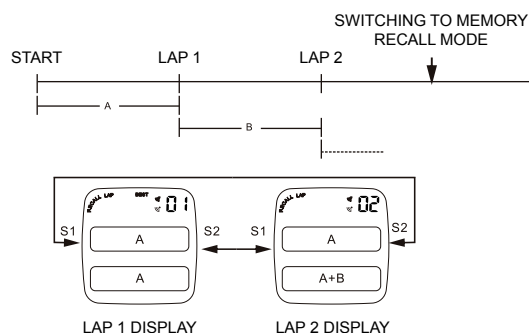
**LAP MODE DISPLAY**



**SPLIT MEMORY RECALL MODE DISPLAY**



**LAP MEMORY RECALL MODE DISPLAY**



**CARE OF YOUR WATCH**

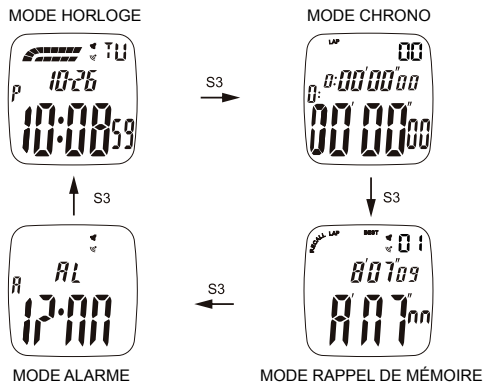
1. This watch contains electronic components. Never attempt to open the case or remove the back cover.
2. Do not operate push buttons below the surface of the water while swimming or diving.
3. Should water or condensation appear in the water, have the water checked immediately. Corrosion of electronic parts can occur inside the case.
4. Avoid severe impact. The watch is designed to withstand impact under normal use. It is inadvisable to subject it to severe impact or rough usage.

5. Avoid exposing the watch to extreme temperature.
6. Clean the watch with soft cloth and clean water only. Avoid using chemicals.
7. Keep your watch away from the conditions of strong electric field and static electricity.

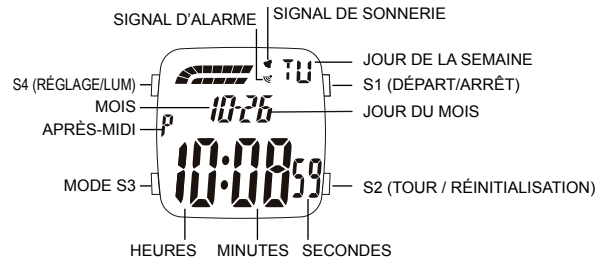


By virtue of the regulations pursuant to the handling of waste products deriving from electronic and electrical equipment, end of lifecycle watch making products must be selectively collected for processing. You may therefore dispose of your quartz watch making products at any of our retail outlets or any other authorized collection point. The selective collection, processing, rating and recycling of these products helps contribute to safeguarding the environment and protecting our health.

**PASSAGE D'UN MODE À L'AUTRE**



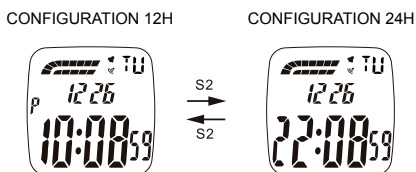
**AFFICHAGE NORMAL ET FONCTIONNEMENT DES BOUTONS**



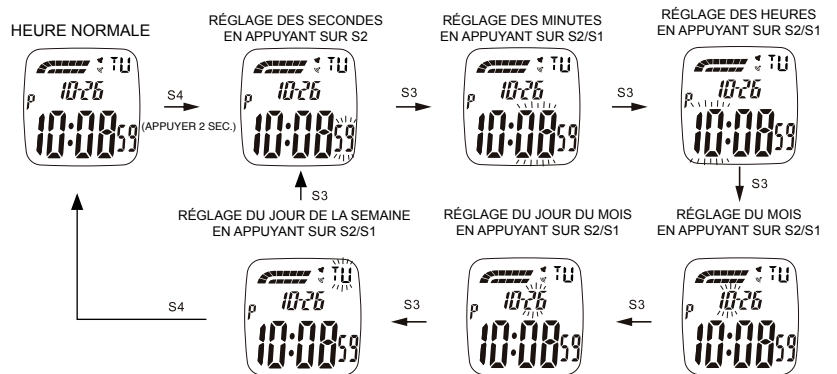
- LA FONCTION LUM. EST ACTIVEE 3 SECONDES QUAND ON APPUIE SUR LE BOUTON S4.
- POUR RÉINITIALISER LES PARAMETRES, APPUYEZ SIMULTANÉEMENT SUR S1, S2, S3 ET S4 PENDANT 2 SECONDES AU MAINS.

**REGLAGE DE L'HEURE/DU CALENDRIER**

**MODE HORLOGE**

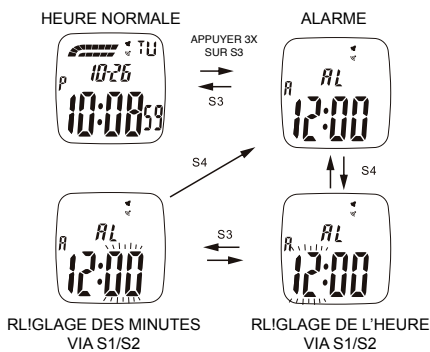


**MODE DE REGLAGE DE L'HEURE**

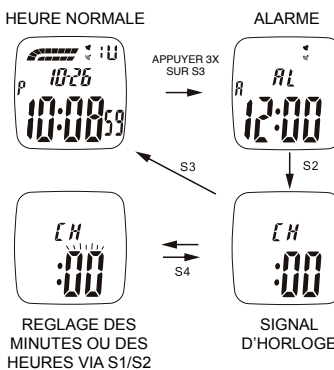


**MODE ALARME**

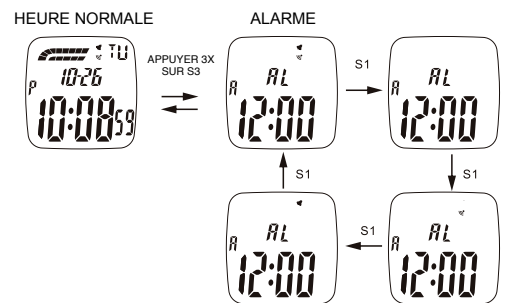
**ALARME**



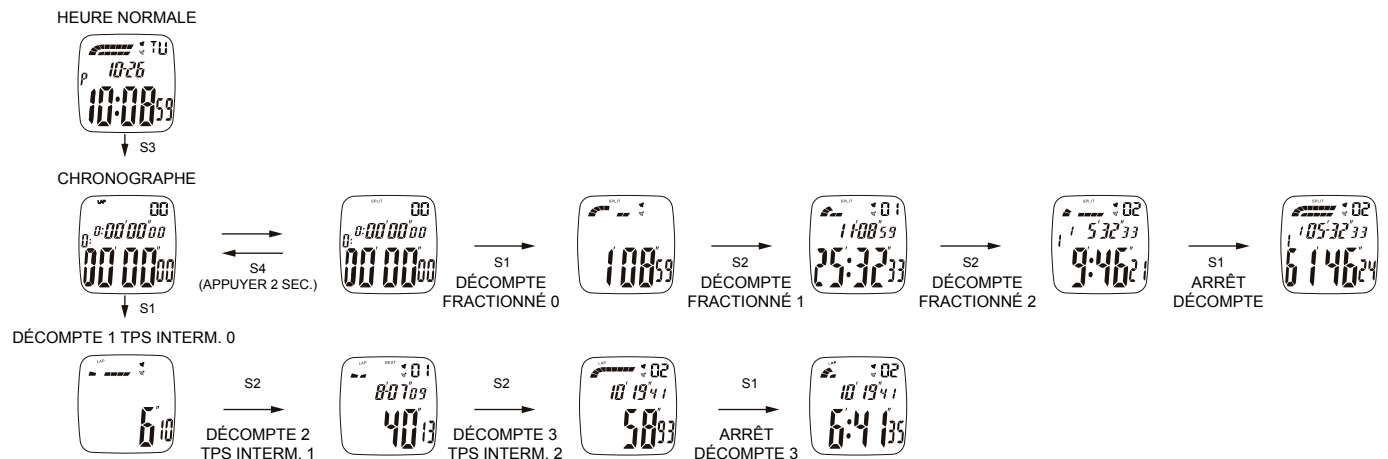
**SONNERIE DU SIGNAL D'HORLOGE**



**ENCLENCHEMENT/ARRÊT ALARME/SONNERIE**

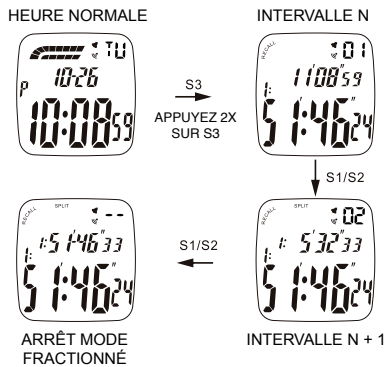


**MODE CHRONO**

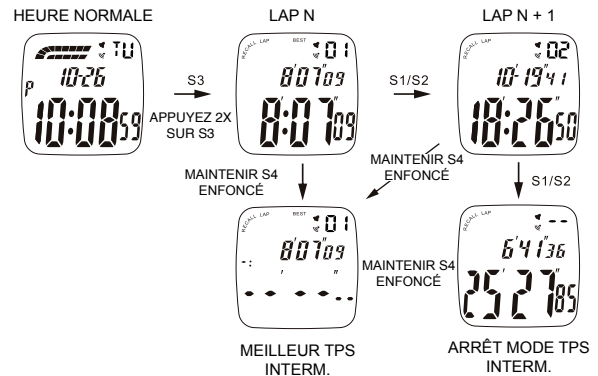


**MODE RAPPEL DE MÉMOIRE**

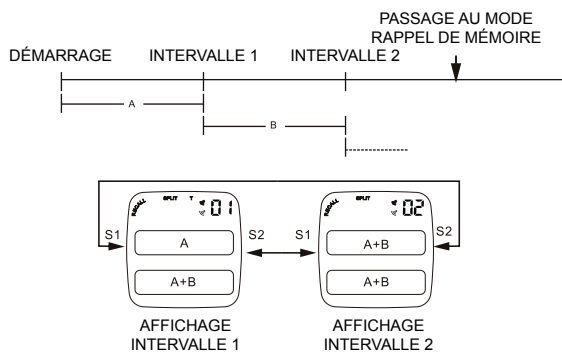
**AFFICHAGE EN MODE FRACTIONNÉ**



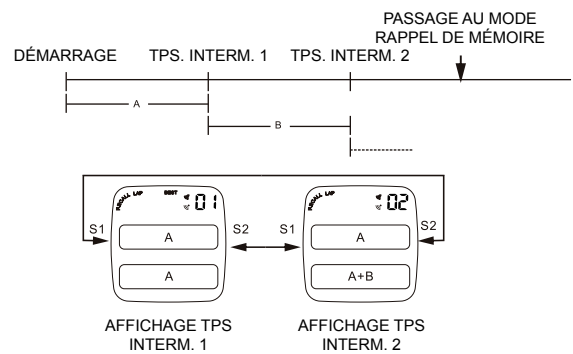
**AFFICHAGE EN MODE TEMPS INTERMÉDIAIRE**



**AFFICHAGE DU MODE RAPPEL DE MÉMOIRE FRACTIONNÉ**



**AFFICHAGE DU MODE RAPPEL DE MÉMOIRE (TPS INTERM.)**



**PRECAUTIONS**

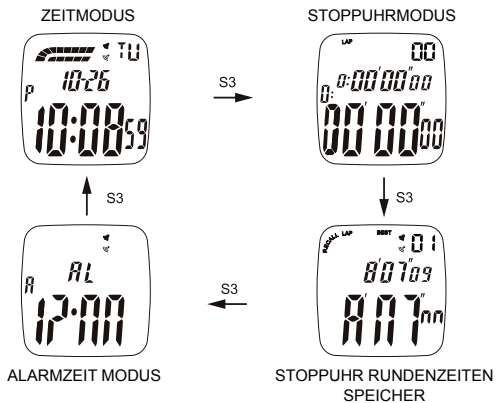
1. Cette montre contient des composants électroniques particuliers. Ne jamais essayer d'en ouvrir le boîtier ou d'ôter le couvercle arrière.
2. Ne pas appuyer sur les boutons sous la surface de l'eau en nageant ou en faisant de la plongée.
3. En cas d'apparition de condensation ou d'infiltration d'eau, faire vérifier la montre immédiatement. L'eau peut attaquer les éléments électroniques à l'intérieur du boîtier.
4. Éviter les chocs importants: la montre est conçue pour supporter des chocs liés à une utilisation normale. Il n'est pas conseillé de la soumettre à des chocs importants, à une utilisation brutale ou de la laisser tomber sur des surfaces dures.

5. Ne pas exposer la montre à des températures extrêmes.
6. Ne nettoyer la montre qu'avec un chiffon doux imprégné d'eau pure. Éviter d'utiliser des produits chimiques, en particulier le savon, sinon le joint d'étanchéité sera érodé.
7. Tenir la montre hors de tout champ électrique élevé et de toute zone d'électricité statique.

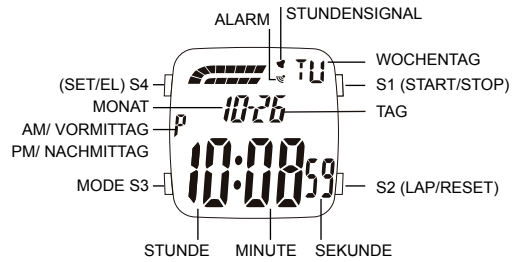


En application de la réglementation sur les déchets des équipements électriques et électroniques, les produits horlogers à quartz en fin de vie font l'objet d'une collecte sélective en vue de leur traitement. Vous pouvez ainsi déposer nos produits horlogers à quartz dans l'un de nos points de vente agréés, ainsi que dans tout point de collecte habilité. La collecte sélective, le traitement, la valorisation et le recyclage contribuent à la sauvegarde de notre environnement et à la protection de notre santé.

ZWISCHEN DEN ANZEIGEARTEN WECHSEL



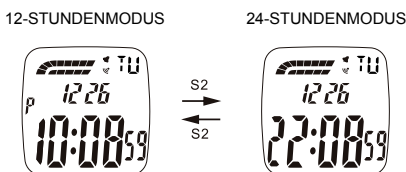
DIE LCD-ANZEIGE UND DIE FUNKTION DER KNOPFE



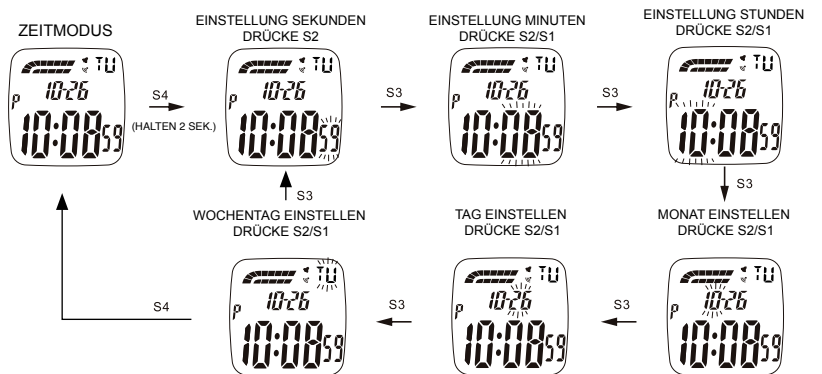
- DIE BELUCHTUNG SCHALTET SICH AUTOMATISCH NACH 3 SEKUNDEN AUS, WENN SIE DEN KNOPF S4 LOSLASSEN.
- WENN SIE ALLE 4 KNOPFE FÜR MINDESTENS 2 SEKUNDEN GLEICHZEITIG DRÜCKEN WIRD DIE UHR RESETET.

EINSTELLUNG UHRZEIT UND KALENDER

ZEITMODUS

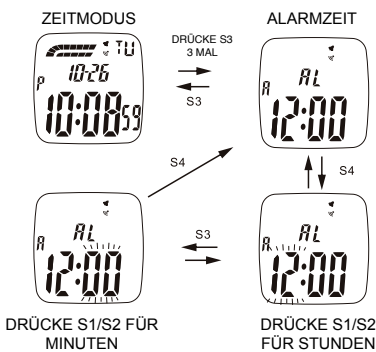


UHRZEIT EINSTELLEN

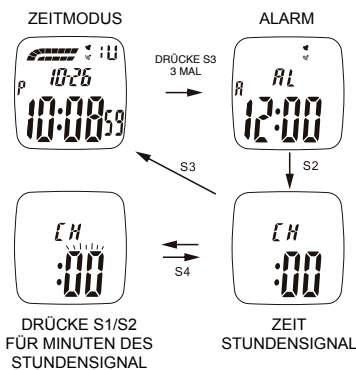


ALARMEINSTELLUNGEN

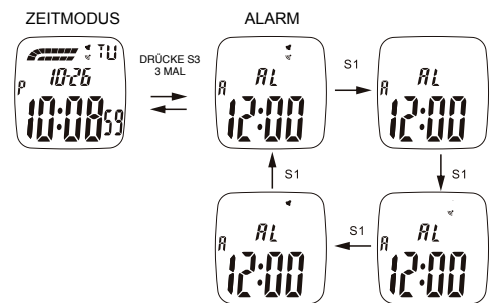
WIE STELLEN SIE DEN ALARM EIN ZEITMODUS




EINSTELLUNG STUNDENSIGNAL



ALARM UND STUNDENSIGNAL AN- UND AUSCHALTEN



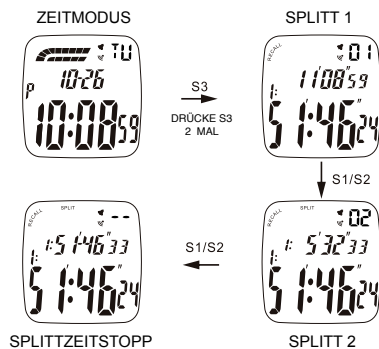
STOPPUHRFUNKTION



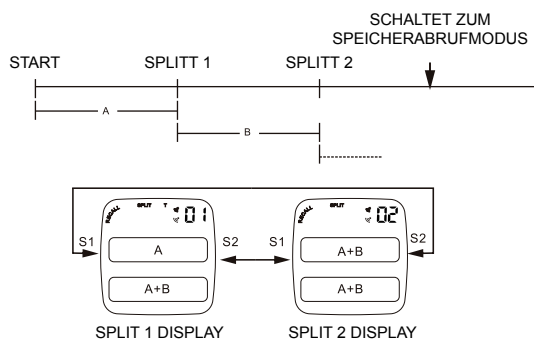


**SPEICHERABRUFMODUS/ SPLITTZEIT**

**SPLITTDISPLAYMODUS**

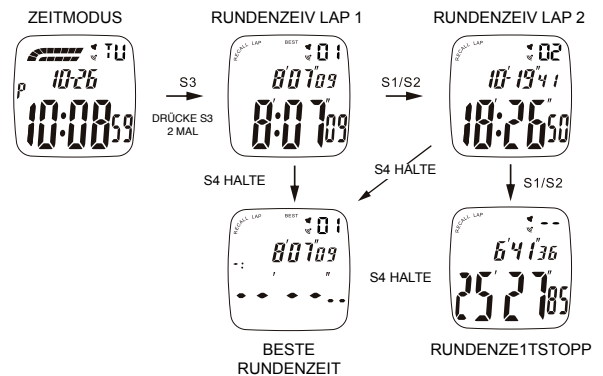


**SPLITTSPEICHERABRUFMODUS**

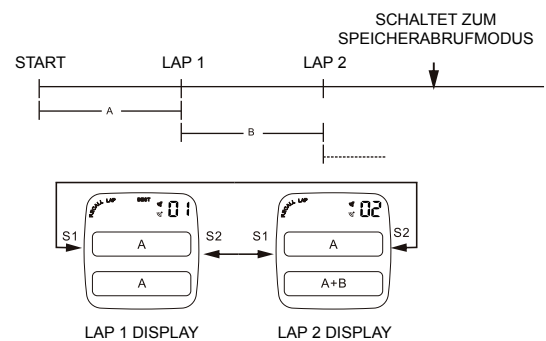


**SPEICHERABRUFMODUS/ RUNDENZEIT**

**RUNDENZEITMODUS**



**RUNDENZEIT SPEICHERABRUFMODUS**



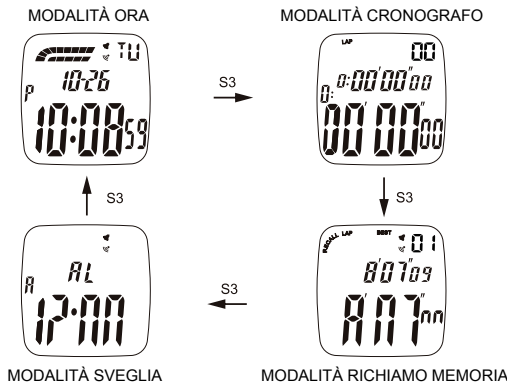
**VORSICHTSMASSNAHMEN**

1. Diese Uhr enthält verschiedene elektronische Komponenten. Versuchen Sie auf keinen Fall das Gehäuse zu öffnen oder den Gehäuseboden abzuschrauben.
2. Betätigen Sie die Drücker weder unter laufendem Wasser noch während des Schwimmens oder Tauchens.
3. Wenn Sie feststellen, daß sich Wasser in der Uhr befindet oder sich Kondenswasser gebildet hat, lassen Sie dies sofort von einem Fachhändler überprüfen. Die elektronischen Komponenten in der Uhr können dadurch in Mitleidenschaft gezogen werden.
4. Vermeiden Sie starke Stöße. Diese Uhr hält normalen Stößen stand. Es ist daher nicht zu empfehlen, die Uhr starken Stößen auszusetzen.
5. Vermeiden Sie daß die Uhr zu hohen Temperaturen auszusetzen.
6. Säubern Sie die Uhr nur mit einem weichen Tuch und klarem Wasser. Verwenden Sie keine chemikalischen Mittel.
7. Vermeiden Sie starke Magnetfelder.

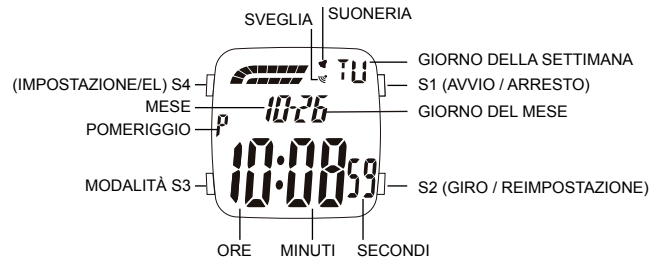


Gemäß den Bestimmungen über die Behandlung von Abfällen durch Elektronik- und Elektro-Altgeräte sind Quarzuhrenprodukte, deren Lebensdauer abgelaufen ist, selektiv zu sammeln, um sie dem Recycling zuzuführen. Sie können Ihre Quarzuhrenprodukte daher in einer unserer Verkaufsstellen oder an einer beliebigen Sammelstelle abgeben. Die selektive Sammlung, die Verarbeitung, die Bewertung und das Recycling dieser Produkte ist ein Beitrag zum Umweltschutz und zum Schutz unserer Gesundheit.

**DIAGRAMMA TRANSIZIONE MODALITÀ**



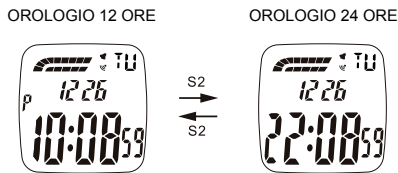
**QUADRANTE REGOLARE E FUNZIONAMENTO PULSANTE**



- EL VIENE ACCESO PER TRE SECONDI QUANDO VIENE MANTENUTO PREMUTO IL PULSANTE S4.
- PREMERE CONTEMPORANEAMENTE S1 S2 S3 S4 PER ALMENO DUE SECONDI PER REALIZZARE UNA REIMPOSTAZIONE.

**COME IMPOSTARE ORA/CALENDARIO NORMALE**

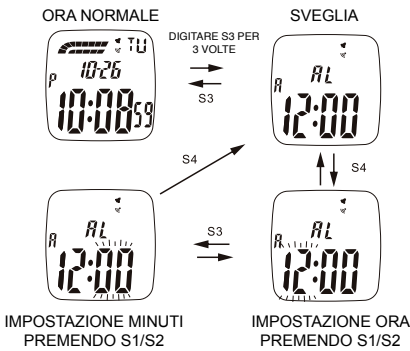
**MODALITÀ ORA**



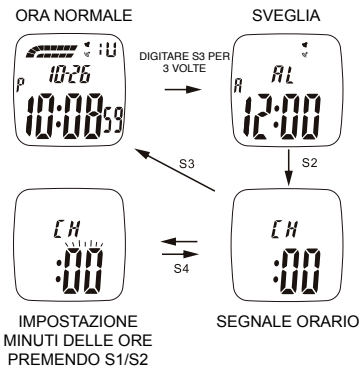
**MODALITÀ IMPOSTAZIONE ORA**



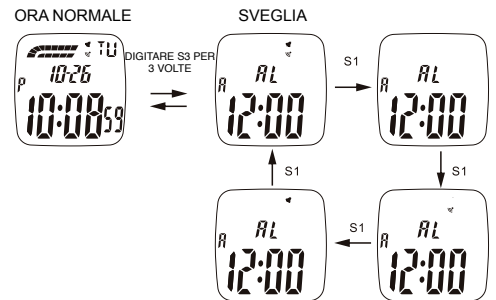
**MODALITÀ SVEGLIA**



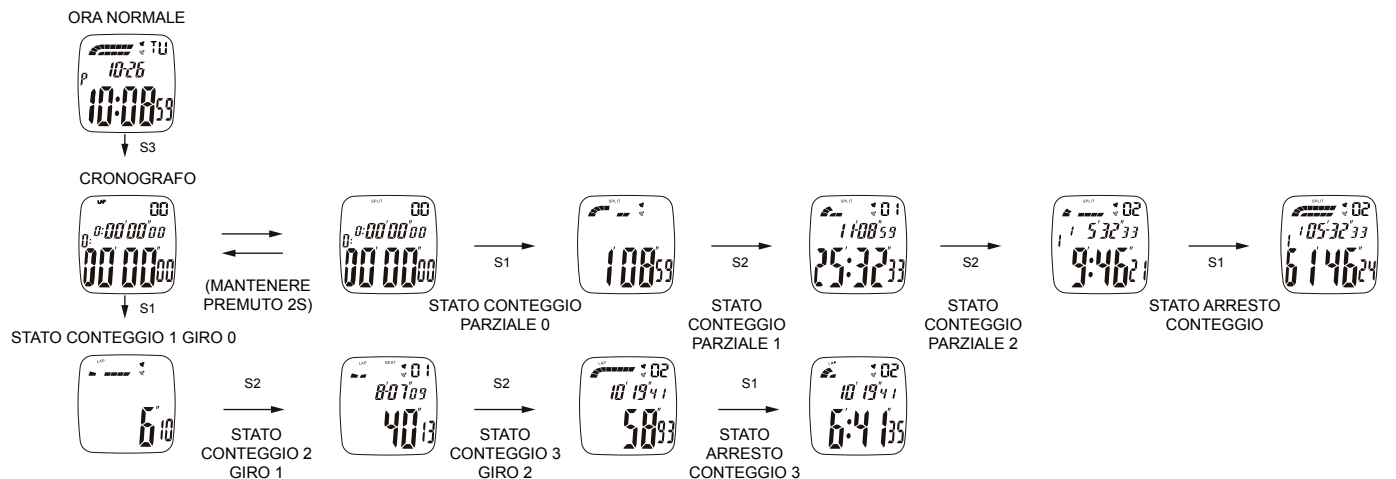
**SUONERIA SEGNALE ORARIO**



**SVEGLIA E ON/OFF SUONERIA**

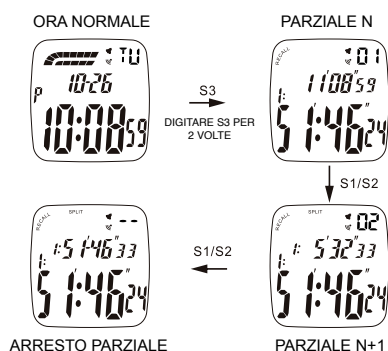


**MODALITÀ CRONOGRAFO**

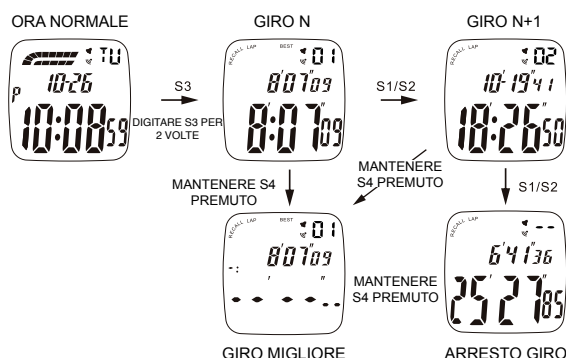


**MODALITÀ RICHIAMO MEMORIA**

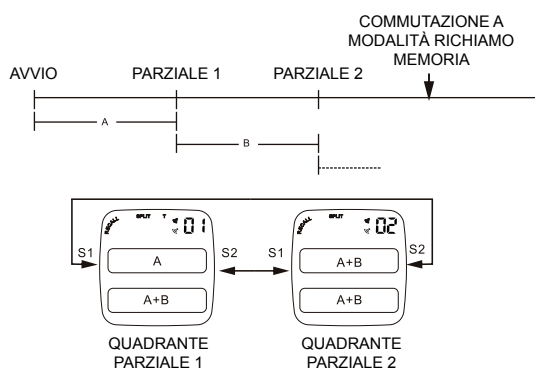
**QUADRANTE MODALITÀ PARZIALE**



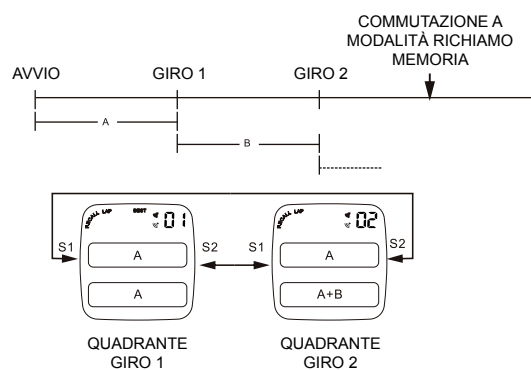
**QUADRANTE MODALITÀ GIRO**



**QUADRANTE MODALITÀ RICHIAMO MEMORIA PARZIALE**



**QUADRANTE MODALITÀ RICHIAMO MEMORIA GIRO**



**PRECAUZIONE**

1. Questo orologio contiene vari componenti elettronici ed in nessun caso bisogna cercare di aprire la cassa o la protezione.
2. Non manomettere i pulsanti mentre nuotate o facendo la doccia.
3. Se si verifica che ci sia acqua o condensa dentro l'orologio, fatelo controllare da un orologiaio immediatamente. I componenti elettronici interni potrebbero essere soggetti a corrosione.
4. Evitare colpi bruschi, questo orologio è stato concepito per subire colpi in condizioni di uso normale.
5. Evitare di esporre l'orologio ad alte temperature.
6. Pulire l'orologio unicamente con un panno morbido e acqua. Evitare qualsiasi prodotto chimico che potrebbe provocare la corrosione delle giunture.
7. Conservare il vostro orologio lontano da campi elettrici o elettrostatici.

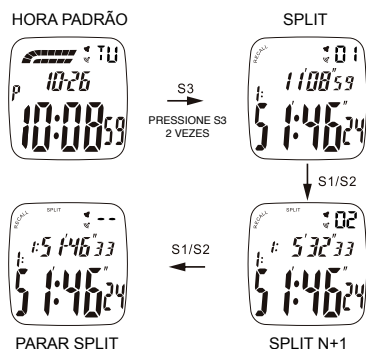


Ai sensi dei regolamenti relativi alla manipolazione dei rifiuti provenienti da assemblaggi elettrici ed elettronici, i prodotti d'orologeria ormai inutilizzabili devono essere raccolti separatamente per consentirne il trattamento. In qualsiasi nostro punto vendita o punto di raccolta autorizzato troverà gli appositi contenitori per lo smaltimento dei componenti del Suo orologio al quarzo. La raccolta differenziata, il trattamento, la valorizzazione ed il riciclaggio di tali prodotti contribuiscono alla salvaguardia dell'ambiente ed alla produzione della nostra salute.

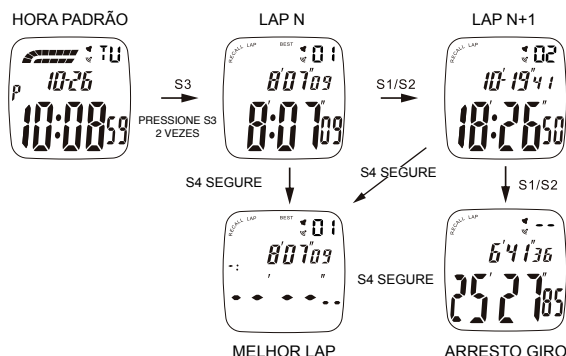


**MODO MEMÓRIA**

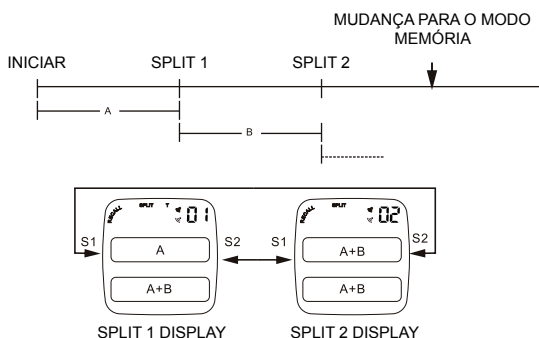
**SPLIT MODO DISPLAY**



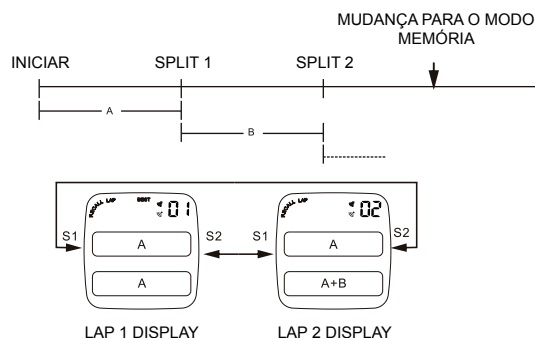
**LAP MODO DISPLAY**



**SPLIT MEMÓRIA MODO DISPLAY**



**LAP MEMÓRIA MODO DISPLAY**



**PRECAUÇÃO**

1. Este relógio contém vários componentes eletrônicos, em nenhum momento, tentar abrir a caixa ou retirar o fundo da caixa.
2. Não manipular os botões na água nem nadando ou mergulhando.
3. Se verificar a existência de água ou condensação dentro do seu relógio, mande verificar por um especialista imediatamente. Os componentes eletrônicos no interior do seu relógio podem estar sujeitos a corção.
4. Evitar todos os choques violentos. Este relógio está concebido para resistir a choques em condições de uso normal. É desaconselhado submeter este relógio a choques violentos ou a uma utilização violenta.
5. Evitar expor o relógio a altas temperaturas.
6. Limpar o relógio unicamente com um pano suave e água limpa. Evitar utilizar qualquer produto químico que possa provocar a corrosão do vedante do fundo.
7. Guardar o relógio protegido da electricidade estática e de campos magnéticos fortes.



Em cumprimento das regras sobre resíduos de equipamentos elétricos e eletrônicos, os produtos de relojoaria de quartzo que tenham atingido o final da sua vida útil devem ser recolhidos seletivamente para seu processamento posterior. Os nossos produtos de quartzo podem também ser depositados em um dos nossos pontos de venda autorizados bem como em qualquer local autorizado para esse fim. La colheita separada, o tratamento, a avaliação e a reciclagem contribuem para a proteção do nosso ambiente e da nossa saúde.